

HEALTH VIEWPOINTS

Can Consciousness Exist Without a Brain?

Scientists have expended prolific efforts searching for the elusive anatomical correlate of consciousness. Yet, the origins of consciousness remain unclear.

745

237

Listen

Save

By Yuhong Dong M.D., Ph.D., Makai Allbert | September 28, 2024 Updated: October 05, 2024

This is part 1 in “[Where Does Consciousness Come From?](#)”

This series delves into research by renowned medical doctors to explore profound questions about consciousness, existence, and what may lie beyond.

“As a neurosurgeon, I was taught that the brain creates consciousness,” said Dr. Eben Alexander, who [wrote](#) in detail about his experiences with consciousness while in a deep coma.

Many doctors and biomedical students may have been taught the same about consciousness. However, scientists are still debating whether that theory holds true.

Imagine a child observing an elephant for the first time. Light reflects off the animal and enters the child’s eyes. Retinal photoreceptors in the back of the eyes convert this light into electrical signals, which travel through the optic nerve to the brain’s cortex. This forms vision or visual consciousness.

How do these electrical signals miraculously transform into a vivid mental image? How do they turn into the child’s thoughts, followed by an emotional reaction—“Wow, the elephant is so big!”

The question of how the brain generates subjective perceptions, including images, feelings, and experiences, was coined by Australian cognitive scientist David Chalmers in 1995 as the “[hard problem](#).”

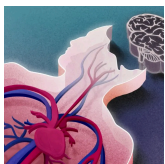
As it turns out, having a brain may not be a prerequisite for consciousness.

‘Brainless’ but Not Mindless

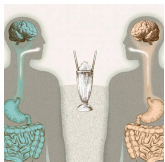
The Lancet [recorded a case](#) of a French man diagnosed with postnatal hydrocephalus—excess cerebrospinal fluid on or around the brain—at

the age of 6 months.

Premium Picks



Brain-Dead People May Not Be Dead—
Here's Why



The Power of Perception: How Your Mind
Influences Weight Gain or Loss



You Can Lose Weight Unintentionally,
Without Diet Restriction—Here's How

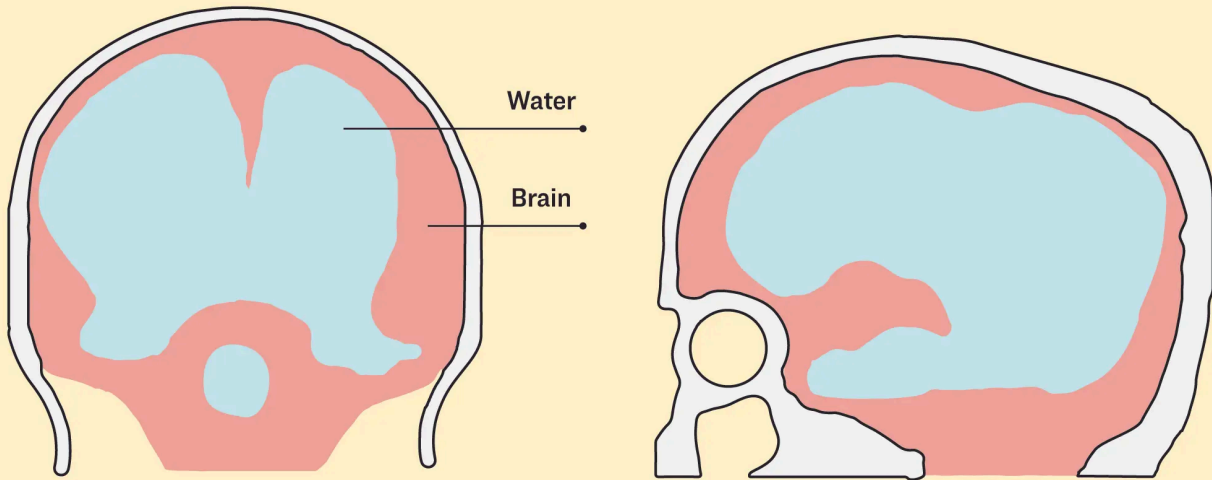
Despite his condition, he grew up healthy, became a married father of two children, and worked as a civil servant.

When he was 44 years old, he went to the doctor due to a mild weakness in his left leg. The doctors scanned his head thoroughly and discovered that his brain tissue was almost entirely gone. Most of the space in his skull was filled with fluid, with only a thin sheet of brain tissue.

“The brain was virtually absent,” [wrote the lead author](#) of the case study, Dr. Lionel Feuillet, of the Department of Neurology, Hôpital de la Timone in Marseille, France.

The man had been living a normal life and had no problem seeing, feeling, or perceiving things.

A French Man With ‘Water on the Brain’ Had Normal Social Function



Source: The Lancet 2007

EPOCH HEALTH

The Lancet recorded a case of a French civil servant diagnosed with postnatal hydrocephalus at the age of 6 months. Later, an MRI revealed massive enlargement of the lateral, third, and fourth ventricles, a very thin cortical mantle, and a posterior fossa cyst. Illustrated by The Epoch Times

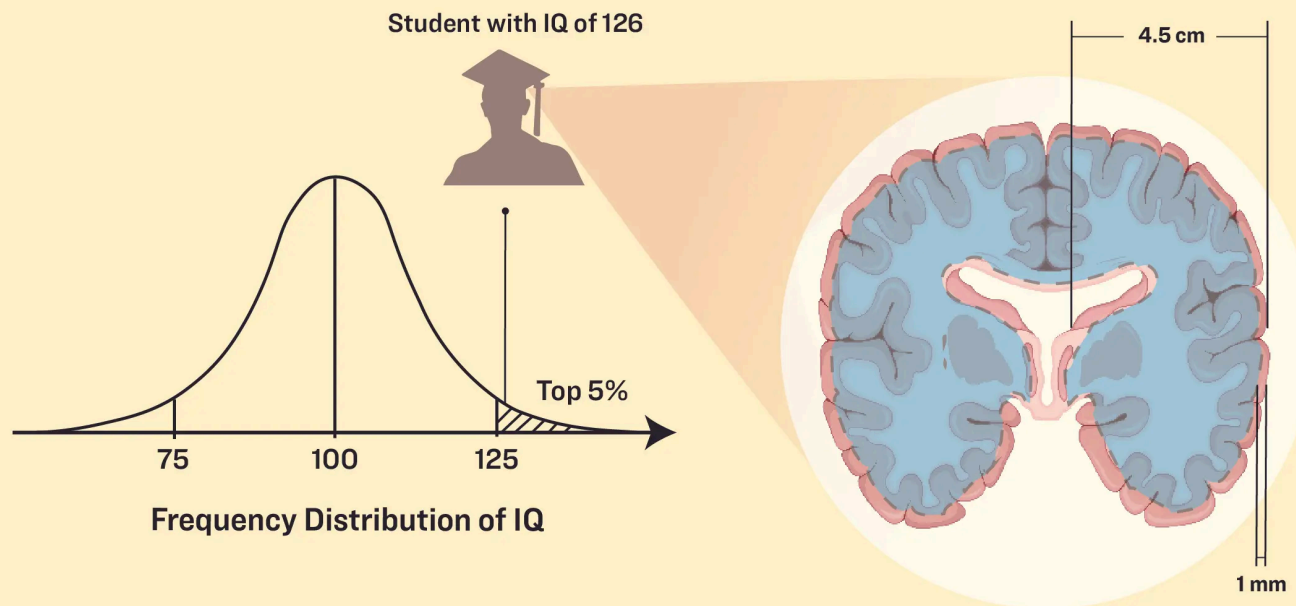
The normal brain cortex is responsible for sense and movement, and the hippocampus is responsible for memory. Hydrocephalus patients lose or have significantly less volume of these brain regions, yet they can still perform related functions.

Even without substantial brains, these people can have above-average cognitive function.

Professor John Lorber (1915–1996), a neurologist from the University of Sheffield, [analyzed](#) more than 600 cases of children with hydrocephalus. Of those, he found that half of around 60 children with the most severe type of hydrocephalus and cerebral atrophy had an IQ higher than 100 and lived normal lives.

Among them, one university student had excellent grades, a first-class honors degree in mathematics, an IQ of 126, and was socially normal. This math genius's brain was only 1 millimeter thick, while an average person's is usually 4.5 centimeters thick—44 times larger.

Around 30 Children With <5% Brain Tissue Had Above Average IQs



Source: Science 1980

EPOCH HEALTH

An analysis of more than 600 cases of children with hydrocephalus found that of the 60 cases where fluid took up 95 percent of the skull, around 30 had above average IQs. The right side of the figure illustrates the brain image of one college student with a 1 mm thick brain who had a 126 IQ, placing him in the top 5 percent of the higher end of the population. The Epoch Times

Lorber's findings were [published](#) in the journal *Science* in 1980 with the headline "Is Your Brain Really Necessary?"

The Invisible Brain

"The important thing about Lorber is that he's done a long series of systematic scanning rather than just dealing with anecdotes." Patrick Wall (1925–2001), professor of anatomy at University College London,

was quoted as saying in an article by Roger Lewin published in *Science* in 1981 discussing Lorber's article.

The cases of people without brains challenge the conventional teachings that brain structure is the basis for generating consciousness. Is our brain—weighing about three pounds, with roughly two billion neurons connected by around 500 trillion synapses—the real source of consciousness?

Some scientists have proposed that deep and invisible structures in the brain explain normal cognitive function—even with severe hydrocephalus. These structures may not be easily visible on conventional brain scans or to the naked eye. However, the fact that they are not readily apparent doesn't mean they don't exist or aren't important for brain function.

“For hundreds of years neurologists have assumed that all that is dear to them is performed by the cortex, but it may well be that the deep structures in the brain carry out many of the functions assumed to be the sole province of the cortex,” Wall commented in the 1981 article.

These unknown deep structures “are undoubtedly important for many functions,” said neurologist Norman Geschwind (1926–1984) from Beth Israel Hospital, affiliated with Harvard University, in the 1981 article.

Furthermore, the deep structures “are almost certainly more important than is currently thought,” said David Bowsher, a professor of neurophysiology at the University of Liverpool in the UK, in the same article.

The source of consciousness may exist in realms we've yet to explore. When medical theories can't solve a mystery, physics might step in with a plot twist—in particular—quantum physics.

Beyond Neurons

“To understand consciousness, we can’t just look at the neurons,” Dr. Stuart Hameroff, director of the Center for Consciousness Studies at the University of Arizona, told The Epoch Times.

Even single-celled organisms like [paramecium](#) demonstrate purposeful behaviors such as swimming, avoiding obstacles, mating, and, significantly—learning—without having a single synapse or being part of a neural network.



Even single-celled organisms like paramecium demonstrate purposeful behaviors such as swimming, avoiding obstacles, mating, and learning without having a single synapse or being part of a neural network.

Lebendkulturen.de/Shutterstock

According to Hameroff, these intelligent, possibly conscious behaviors are [mediated by microtubules](#) inside the paramecium. The same

microtubules are found in brain neurons and all animal and plant cells.

Microtubules, as the name suggests, are tiny tubes inside cells. They play essential roles in cell division, movement, and intracellular transport and appear to be the [information carriers](#) in neurons.

The proteins that make up microtubules (tubulin) are “the most prevalent or abundant protein in the whole brain,” Hameroff told The Epoch Times. He hypothesizes that microtubules are key players in human consciousness.

“Because [when] you look inside neurons, you see all these microtubules, and they’re in a periodic lattice, which is perfect for information processing and vibrations,” Hameroff stated.

Due to their properties, microtubules function like antennas. Hameroff says they serve as “quantum devices” to transduce consciousness from a quantum dimension.

Quantum Devices

British physicist, mathematician, and Nobel Laureate Sir Roger Penrose and Hameroff hypothesized a [theory](#) that quantum processes generate consciousness.

Quantum refers to tiny units of energy or matter at a microscopic level. Its unique features can help us understand many things that current science cannot explain.

In simple terms, microtubules act as a bridge between the quantum world and our consciousness. They take quantum signals, amplify them, organize them, and somehow, through processes we don’t fully understand, turn them into the feelings, perceptions, and thoughts that make up our conscious awareness.

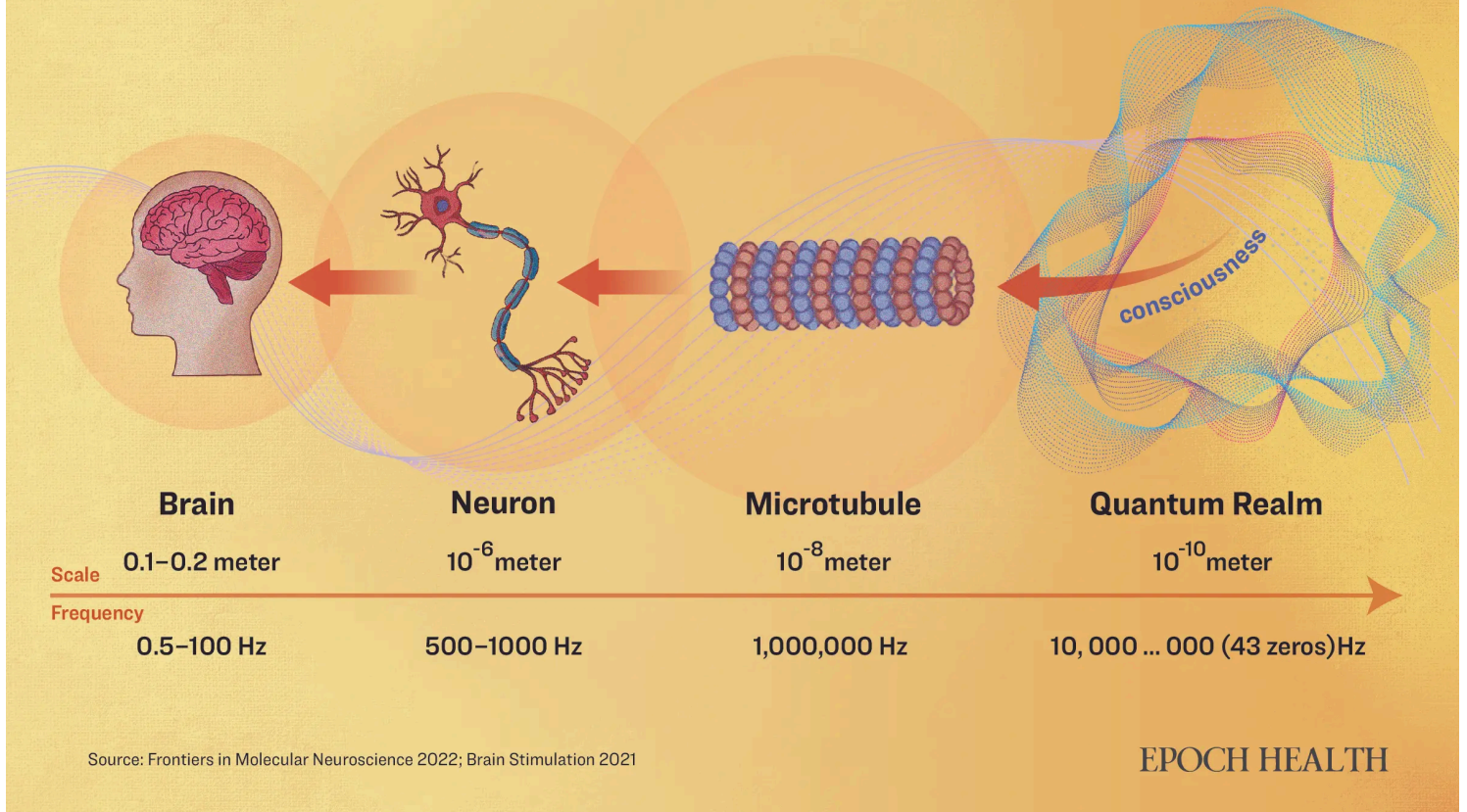
Microtubules can explain bewildering facts about the brain. Hameroff posits that the brains of individuals born with hydrocephalus can adapt as their microtubules control neuroplasticity and reorganize their brain tissue.

“So over time, the microtubules in that brain adapt and rearrange themselves to sustain consciousness and cognition,” he said.

Therefore, according to Hameroff, our brains serve like information processors, receiving signals from the universe and forming them into consciousness.

The brain processes information across multiple scales, each vibrating at different frequencies. Brain waves oscillate slowly at 0.5–100 hertz (Hz). Individual neurons fire faster at [500–1000 Hz](#). Inside neurons, microtubules vibrate [much quicker](#), in the megahertz range. At the tiniest quantum scale, frequencies reach incredibly high levels, theoretically up to 10^{43} Hz.

Consciousness Originates From Quantum Realm



According to neuroscientist Hameroff and Nobel Laureate Sir Roger Penrose, our brains serve as information processors, receiving signals from the universe and forming them into consciousness. Microtubules, the most abundant proteins in neurons, may act as a bridge to collect the waves from the quantum world into our brains. Once processed in the brain, consciousness is generated.

Other scientists are also using alternative quantum theories to explain mental activities. A [study](#) published in Physical Review E shows that vibrations in lipid molecules within the myelin sheath can create pairs of quantum-entangled photons. It suggests that this quantum entanglement may help synchronize brain activity, providing insights into consciousness.

A Quantum Orchestra

“Rather than a computer of simple neurons, the brain is a quantum orchestra,” Hameroff described, “Because you have resonances and harmony and solutions over different frequencies, much like you do in

music. And [so] I think consciousness is more like music than it is a computation.”

Science is always evolving. The study of consciousness is still an area of active research and debate in neuroscience and philosophy.

However, each new discovery opens up new possibilities. As we continue to explore these mysteries, let’s remain curious and open-minded.

Next, we will discuss reports published by physicians in highly-ranked journals, offering more insights into the nature and origin of consciousness.

Views expressed in this article are the opinions of the author and do not necessarily reflect the views of The Epoch Times. Epoch Health welcomes professional discussion and friendly debate. To submit an opinion piece, please follow these guidelines and submit through [our form here](#).

More Premium Reports

[See More](#)



‘It’s Our Hurricane Katrina’: Asheville Residents Describe Death, Destruction,



California Faces Wave of Lawsuits Over Gender Identity Notification in Schools

Danger After Hurricane Helene



New Mexico’s Nuclear Town Has Big Housing Problem



How Viral Videos of Death and Violence are Traumatizing Children



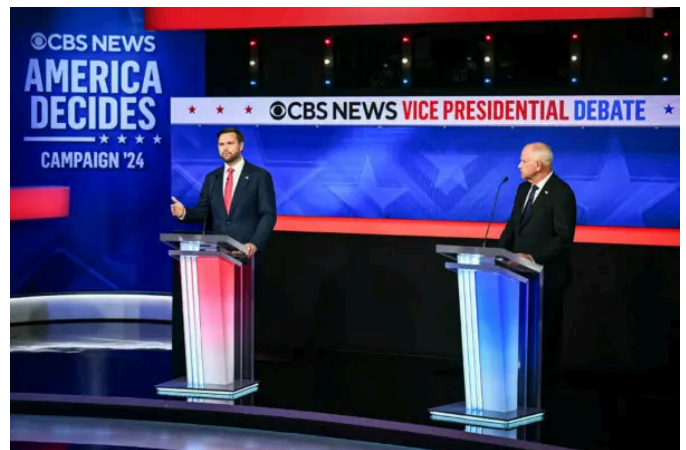
6 Things to Watch in the Upcoming Supreme Court Term



Dozens of Meat Processing Plants Expected to Shut Down Under New EPA Rules



In Battleground North Carolina, Voters Say Border, Inflation Top Issues



5 Takeaways From the Vance-Walz Vice Presidential Debate



Canada Banned Certain Guns, Can't Figure Out How to Collect Them



Voters in Battleground Michigan Split Over Trump, Harris

EPOCH HEALTH



Explore Our Health Newsletters

Get the best in health and wellness. See all of our inspiring newsletter.

CHOOSE YOURS NOW

Newsletters

Health: Rise & Shine

Wellness: Mind, Body & Soul

21-Day Super Immunity Challenge

Gut Health

Arthritis & Chronic Pain

Vaccine Investigation

The Essential Guide

Heart Disease

Parkinson's Disease

Cancer

Tinnitus

Arthritis

Alzheimer's Disease

Special

Original Series

The Essential Guide

Books

Brain Games

Challenge

Integrative Medicine

Anxiety

Nutrition & Supplements

Migraines

Aging Well

Kidney Disease

THE CONTENT IN EPOCH HEALTH IS NOT INTENDED TO BE A SUBSTITUTE FOR PROFESSIONAL MEDICAL ADVICE, DIAGNOSIS OR TREATMENT. NEVER DISREGARD PROFESSIONAL MEDICAL ADVICE, OR DELAY IN SEEKING IT, BECAUSE OF SOMETHING YOU HAVE READ IN THIS PUBLICATION. NEVER RELY ON INFORMATION IN THIS PUBLICATION IN PLACE OF SEEKING PROFESSIONAL MEDICAL ADVICE. EPOCH HEALTH DOES NOT RECOMMEND OR ENDORSE ANY SPECIFIC TESTS, PRODUCTS, PROCEDURES, OPINIONS OR OTHER INFORMATION THAT MAY BE PROVIDED IN THIS PUBLICATION. [SEE ADDITIONAL INFORMATION.](#)

[Contact Us](#) [Media Statements](#) [About Us](#) [RSS Feeds](#) [Terms of Services](#)

[Privacy Policy](#) [Copyright Policy](#) [Data Disclaimer](#) [Digital Newspaper](#)

[Our Story](#) [Subscribe](#) [Careers](#)

Copyright © 2000 - 2024 The Epoch Times Association Inc. All Rights Reserved.

[Cookies Settings](#)